

# Midterm Exam S2

## Computer Architecture

Duration: 1 hr 30 min

Answer on the answer sheet only.

Do not show any calculation unless you are explicitly asked.

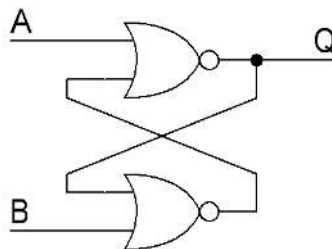
Do not use a pencil or red ink.

### Exercise 1 (9 points)

1. Convert the numbers given on the [answer sheet](#) into their **single-precision** IEEE-754 representations. Write down the final result in its **binary form** and specify the three fields.
2. Convert the **double-precision** IEEE-754 words given on the [answer sheet](#) into their associated representations. If a representation is a number, use the base-10 following form:  $k \times 2^n$  where  $k$  and  $n$  are integers (either positive or negative).
3. Determine the smallest and largest absolute values of a single-precision IEEE-754 **denormalized** number. Use the following form:  $2^n$  for the smallest number and  $(1 - 2^{n1}) \times 2^{n2}$  for the largest number where  $n$ ,  $n1$  and  $n2$  are integers (either positive or negative). Write down the base-10 numerical values of  $n$ ,  $n1$  and  $n2$  on the [answer sheet](#).

### Exercise 2 (3 points)

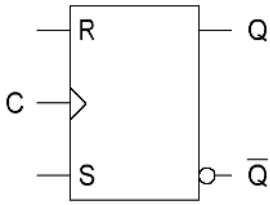
Let us consider the following circuit:



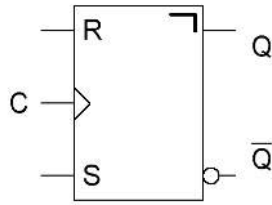
1. Complete the truth table shown on the [answer sheet](#).
2. What is the name of this circuit?

**Exercise 3 (2 points)**

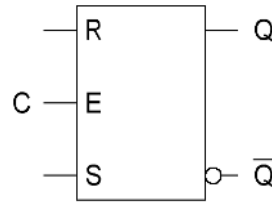
Give the type of each flip-flop below (answer on the [answer sheet](#)).



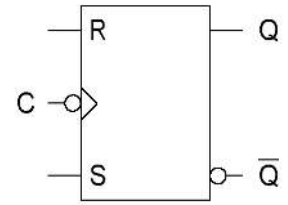
Flip-Flop 1



Flip-Flop 2



Flip-Flop 3



Flip-Flop 4

**Exercise 4 (6 points)**

- Complete the timing diagrams shown on the [answer sheet](#) (up to the last vertical dotted line) for a gated RS latch ( $Q0$ ), a positive-edge-triggered RS flip-flop ( $Q1$ ), a negative-edge-triggered RS flip-flop ( $Q2$ ) and a master-slave RS flip-flop ( $Q3$ ).
- Complete the timing diagrams shown on the [answer sheet](#) (up to the last vertical dotted line) for the following circuits.

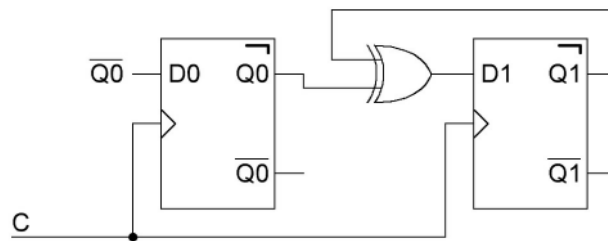


Figure 1

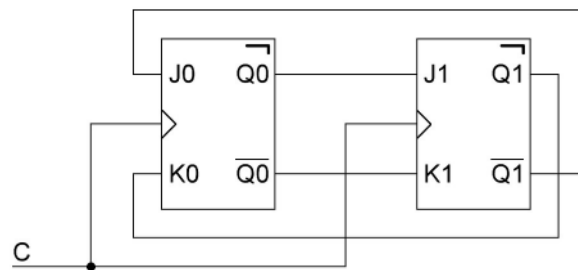


Figure 2

Last name: ..... First name: ..... Group: .....

**ANSWER SHEET**

**Exercise 1**

1.

Number	S	E	M
165			
59.625			
0.921875			

2.

IEEE-754 Representation	Associated Representation
485C 0000 0000 0000 <sub>16</sub>	
7FF0 0000 0000 0000 <sub>16</sub>	
0002 3000 0000 0000 <sub>16</sub>	
3FF0 0000 0000 0000 <sub>16</sub>	

3.

n	n1	n2

**Exercise 2**

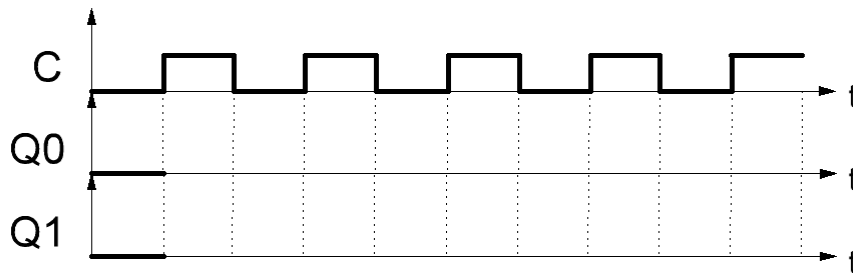
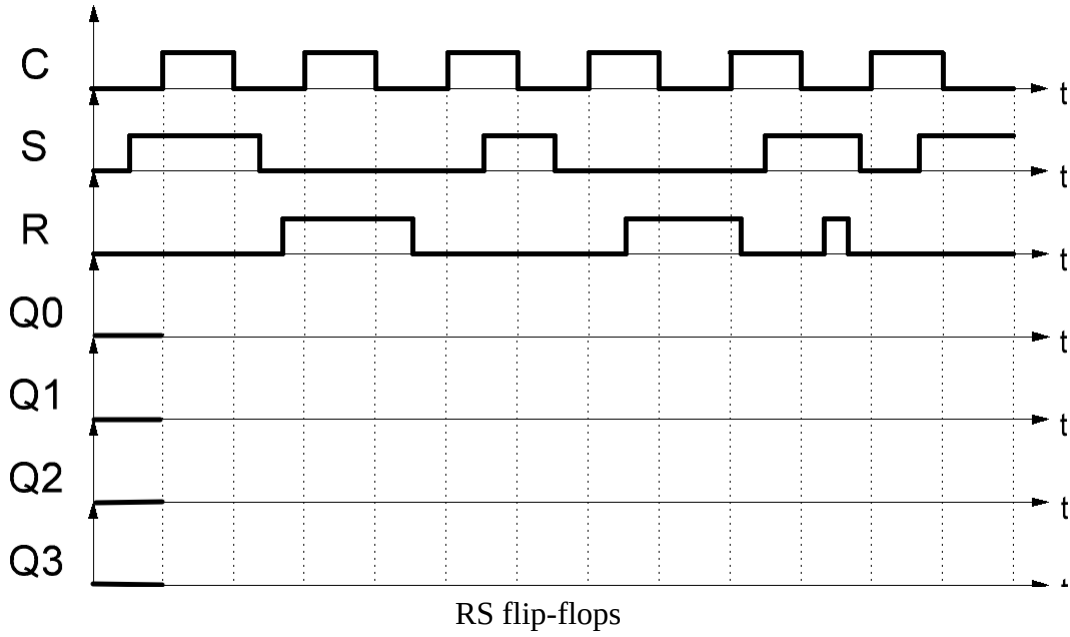
A	B	Q
0	0	
0	1	
1	0	
1	1	

**Name of the circuit**

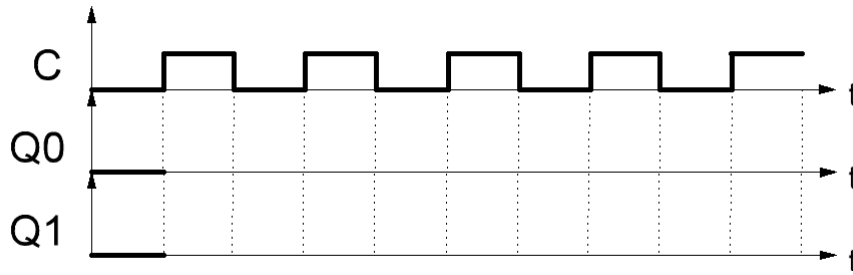
**Exercise 3**

Flip-Flop	Type of Flip-Flop
1	
2	
3	
4	

**Exercise 4**



Timing diagram of [figure 1](#)



Timing diagram of [figure 2](#)

Feel free to use the blank space below if you need to: